

## GENERAL

Air Cleaning Environmentalists' ACE-HHFGS models are permanent holding frames for HEPA filter banks built-up on the jobsite or in OEM factory-produced air handling units. The frames are to be used with filters having channels with sealing gel built into their casings. Standard frames sizes are those that hold nominal 12 in. deep full face size filters in sizes 24 in. x 24 in., 24 in. x 12 in., and 24 in. x 30 in., as well as undersize models of these sizes. The filters are secured in the frame by a separate locking arm mechanism.

## CONSTRUCTION DETAILS

ACE-HHFGS frames are constructed of 14 ga. galvaneal panels whose edges are deburred before final assembly for handling safety at the jobsite. Welds are continuous, not skip welds, to eliminate air bypass and entrapment of contaminants. Corners are mitered and welded in a precision jig to assure squareness and a good filter fit. All welds are ground smooth and coated with a zinc-rich compound.

Factory-punched .250 in. diameter holes on the top and one side are to be used to join frames at the jobsite, and .250 in. diameter holes x .375 in. elongated holes are punched on the bottom and other side to assist the installation process. The filter is positioned properly in the frame by alignment ridges welded to the inside of the frame on the bottom and both sides. This is important to allow the filter to be centered and mate exactly with the peripheral sealing flange. This ensures an airtight filter-to-frame seal.


Each frame is furnished with four removable locking arm and tightening screw assemblies. The arms and allen screws are made of 304 stainless steel. Arms are keyhole-punched for simple attachment to lances punched and formed in the sides of the frame. The tightening screws may be adjusted by hand to hold the filter in place and press its gel seal channels into the knife edge on the frame.

## APPLICATION CONSIDERATIONS

Frames are usually joined with rivets or bolts and nuts. Filter banks may be constructed for upstream (air entering) service or downstream (air leaving) service. To facilitate ease of the change-out for the technicians, allow 36 in. for upstream and downstream servicing. Care must be exercised to tighten the frames four fasteners sufficiently so that the filter is held securely in the frame. If this is done and all joints are carefully caulked, the frames will provide an excellent holding mechanism and leak-free seal for all HEPA filters.

## OPTIONS

- Type 304 stainless steel frames
- 0.08 in. thick aluminum frames
- Custom sizes
- Frames for nominal 6 in. deep HEPA filters

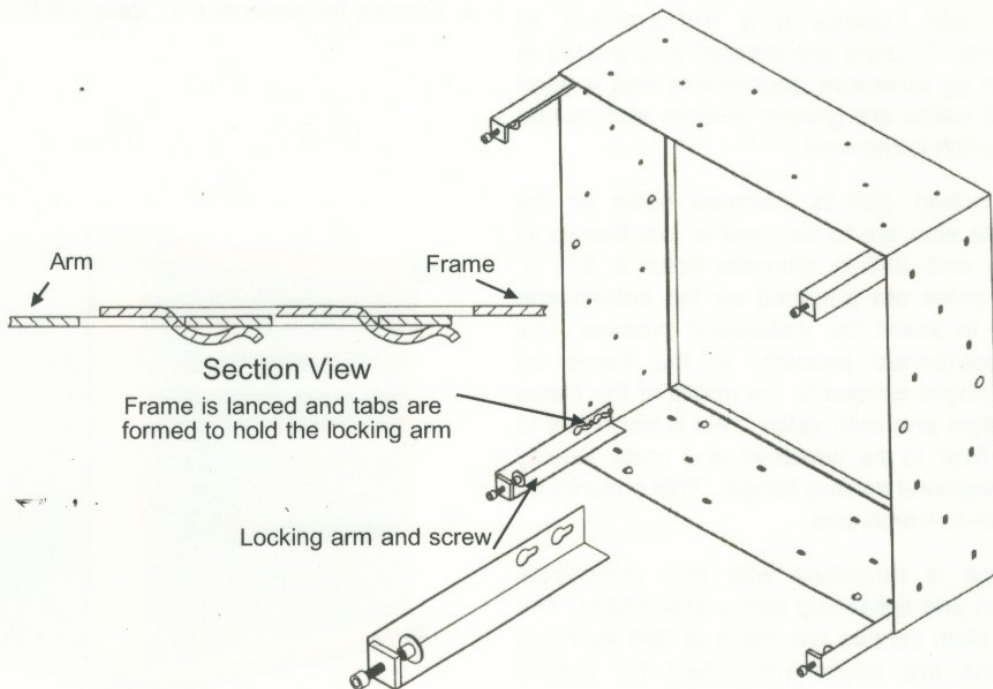
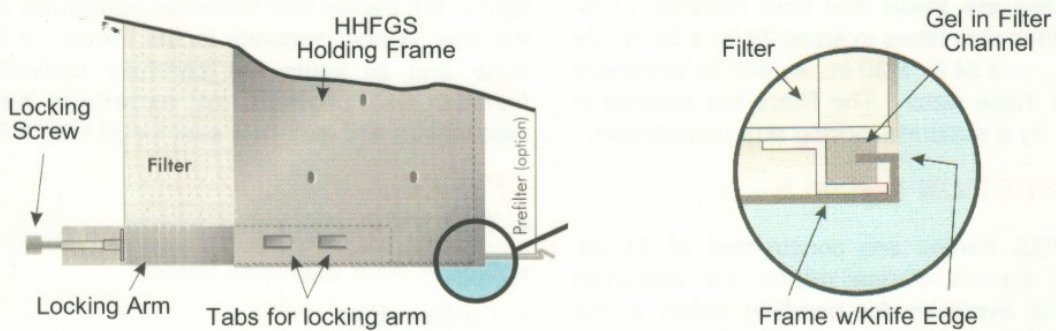


Model ACE - HHFGS

**"Cleaning The Air For A Better Environment"**

## Model ACE - HHFGS Physical Data

Actual Frame Dimensions, in.				Actual Filter Dimensions, in.				Frame
Model Number	Height	Width	Depth	Depth with Filter	Height	Width	Depth	Est. Weight (lbs.)
HHFGS2424	24-5/8	24-5/8	8	13-3/4	24	24	11-1/2	28
HHFGS2412	24-5/8	12-5/8	8	13-3/4	24	12	11-1/2	18
HHFGS1224	12-5/8	24-5/8	8	13-3/4	12	24	11-1/2	18
HHFGS2430	24-5/8	30-5/8	8	13-3/4	24	30	11-1/2	30
HHFGS2424	24	24	8	13-3/4	23-3/8	23-3/8	11-1/2	27
HHFGS2412	24	12	8	13-3/4	23-3/8	11-3/8	11-1/2	18
HHFGS1224	12	24	8	13-3/4	11-3/8	23-3/8	11-1/2	18



Air Cleaning Environmentalists  
7949-L Stromesa Ct., San Diego, CA 92126  
Phone: (858) 578-5274 Fax: (858) 578-5982

Distributed by